




OVS
OVERLAND VEHICLE SYSTEMS

NEW PRODUCT ANNOUNCEMENT

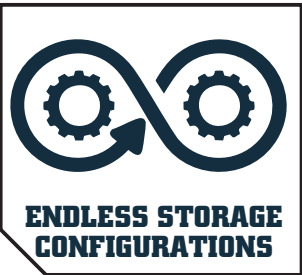


MOLLE PANELS (PAIRS)


Engineered for rugged durability and ultimate versatility, Expedition Cap Molle Panels are the perfect gear-mounting solution for your Expedition Truck Cap. Constructed from marine-grade stainless steel and finished with a two-stage black powder coating, these panels resist rust, abrasion, and wear, even in the harshest environments. Designed with standardized squares, you can configure and mount your gear exactly how you want it.




EASY NO DRILL
INSTALLATION



ENDLESS STORAGE
CONFIGURATIONS



TWO STAGE BLACK
POWDER COATING



STANDARDIZED
SQUARES




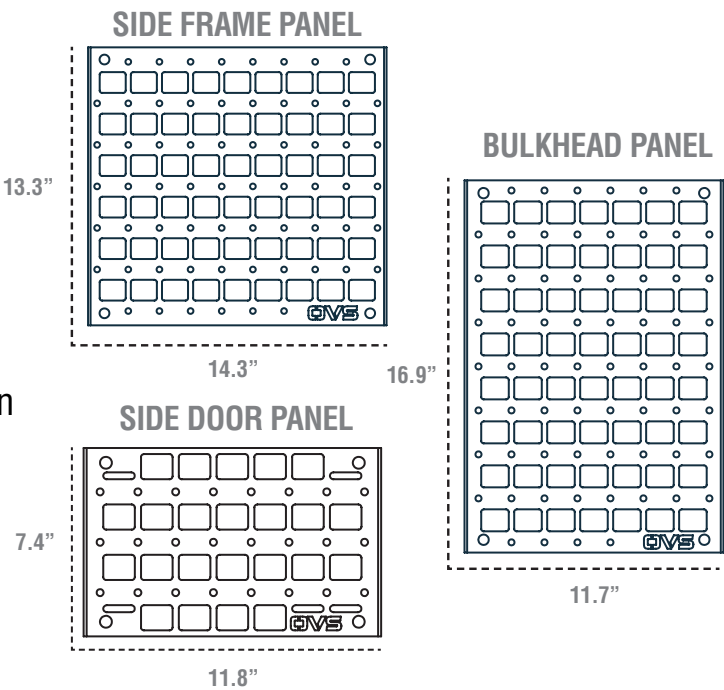
LIMITED LIFETIME
WARRANTY




VERSATILE STORAGE
SOLUTIONS

Features + Benefits

- Effectively Organize your Gear to your Liking, Easily Accessible & Secure.
- Endless Gear Storage Configurations
- Molle-Pal Compatible
- 1 x 1.25" Standardized Squares
- 304 Marine-Grade Stainless Steel Construction
- Powder-Coated Finish Provides Protection Against Rust, Abrasion, and Wear
- 25 lbs. Weight Rating
- Multi-Mounting Solutions with Side Specific Panels for Bulkhead, Side Door & Side Frame



1 X 1.25" STANDARDIZED
SQUARES



HARDWARE AND
MOUNTS INCLUDED

PART #	DESCRIPTION
EXP01	EXPEDITION CAP BULKHEAD MOLLE PANELS (PAIR)
EXP02	EXPEDITION CAP SIDE DOOR MOLLE PANELS (PAIR)
EXP03	EXPEDITION CAP SIDE FRAME MOLLE PANELS (PAIR)

CONTACT: [OVERLANDVEHICLESYSTEMS.COM](https://overlandvehiclesystems.com)
P: (833) 226-4863

SOCIAL:     